



# Smart Search Functions

## Introduction & Recommend Products

Smarter Search, Simpler Experience. Upgrade to Effortless Efficiency.



Smart Search+

A@uSearch

A@uTrack



[global.uniview.com](https://global.uniview.com)

Sales: [overseasbusiness@uniview.com](mailto:overseasbusiness@uniview.com)  
Technical Support: [globalsupport@uniview.com](mailto:globalsupport@uniview.com)

2024.12

Disclaimer: All rights reserved, including final interpretation and content amendment.

## Challenges

### Complicated Process

Manually searching through video footage or using basic search tools can be time-consuming and tiring. Users often have to go through large amounts of footage to find the right information, which is inefficient and likely to cause mistakes.

### Time-Consuming Suspect Location

Identifying and locating suspects within video footage can be a time-consuming task. Investigators may need to review extensive footage from multiple sources to track the movements of individuals, leading to delays in investigations and potential missed opportunities.

### Non-affordable Technology

Many traditional video search technologies are expensive to implement and maintain. The high cost of specialized hardware, software licenses, and ongoing support can be prohibitive for smaller organizations or those with limited budgets.

## Uniview Solution


Now, through the application of various smart search technologies across the entire process, Uniview can efficiently and accurately locate targets such as people and motor vehicles, as well as related video clips, within massive amounts of video data, greatly enhancing the convenience and efficiency of the search.

## Simplified Process



1

Security personnel discovered clear signs of damage to the fence during their patrol and reported it to the security center.



2

The security center used Smartsearch+ to detect the entry of an outsider (suspect).

### Smart Search+

Smart Search+ enables the security center to quickly view videos of people entering or exiting the area by simply selecting the area of interest.



3

AcuSearch revealed that he had also committed other offenses within the park.

### AcuSearch

By comparing the clothing features of the suspect and all individuals in the footage, AcuSearch help to find images of the suspect in recordings from other cameras.



4

Using AcuTrack, continuous footage of the suspect's actions within the park was obtained, organized chronologically.

### AcuTrack

AcuTrack helps organize footage of the suspect across the entire park in chronological order, saving a significant amount of time.

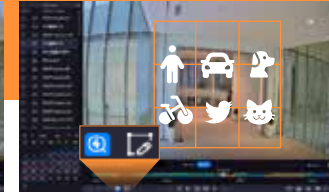
# Smart Search+

Playback upgraded, narrowing the search range




### Normal Playback

Playback the whole recording.



### Smart Search

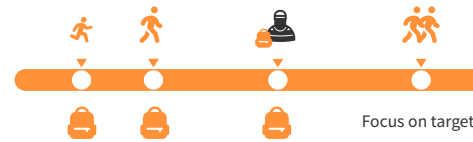
Focus on interested area.



### Smart Search+

Focus on interested area and objects.

For areas without pre-set alarm rules, reviewing playback videos can be time-consuming. With the Smart Search+ feature, users can quickly view videos of people, vehicles, or non-motor vehicles entering or exiting an area by simply drawing the area of interest. This avoids the need to watch hours of footage.



### Efficient Filter

With the help of markers in the recordings, Smart Search+ efficiently filters out invalid videos.

### Focus on Target

Interested area  
Interested object type

## Accelerate Playback by Rules

Set conditions to narrow down playback, focus on interested area and object.

### 1. Select Object Type



### 2. Draw the Area



Full-screen playback is enabled by default  
Areas can be drawn on demand

## Accelerate Playback by Buttons

Increasing playback speed to improve the efficiency.

1. Different color axes distinguish different video types.

2. Speed Button: Adjust the video speed to your preference



# AcuSearch

**IN ONE CLICK,**  
find the one you want

**IN SECONDS,**  
search target from massive data

**AFFORDABLE**  
and accessible solution



## What's the Secret Behind AcuSearch?

### Brand New Video Targeted Search

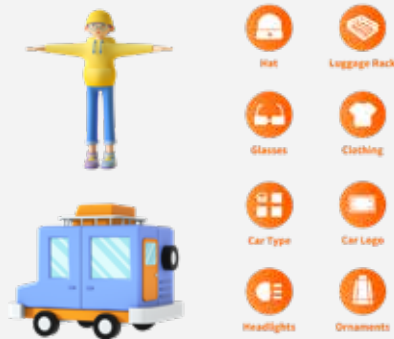
UNV AcuSearch adopts a brand-new video target search approach. Users only need to select the target object in the playback or live view interface by drawing a bounding box. The algorithm extracts corresponding targets based on the selected area, then analyzes the target type and extracts feature data. This information is then compared with existing data in the database, providing users with relevant historical data.

This innovative search method significantly enhances user search efficiency, offering a more intuitive search experience.

### Intelligent Data Processing

AcuSearch's algorithms focus not only on capturing the overall features of people and motor vehicles when extracting object features, but also on meticulous local features, such as wearing hat and bags, as well as the headlights of the motor vehicle, whether or not it is carrying a luggage rack.

This ensures a high degree of accuracy is achieved during the matching process, providing users with a more reliable recognition experience.



### All Data Analysis on NVR

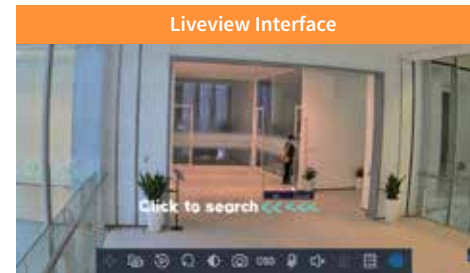
UNV AcuSearch fully leverages the potential of Network Video Recorder (NVR) to comprehensively analyze people and motor vehicles. By extracting features and storing them in a database, it ensures that any appearing individuals or motor vehicles are thoroughly recorded.

The rich data source guarantees users can access relevant information about the targets during usage, preventing the omission of any crucial details.

## Easy Operation


### One-Click Selection

In the live or playback interface, a single click is all that's needed to frame the target and obtain search results.



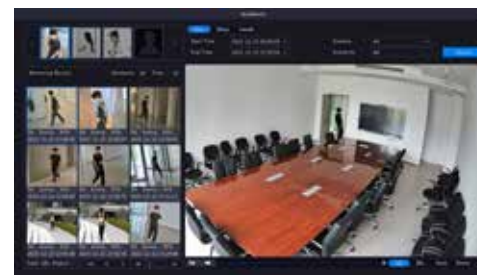
### Enabled by Default

Acusearch is pre-enabled on relevant devices. It efficiently and accurately extracts target attribute information.



### Multi-Target Search

Up to eight targets can be simultaneously selected, allowing for a secondary search of preprocessed image targets.



### Multiple Options


Users have the flexibility to choose between the web-based and local interfaces for conducting Acusearch operations, depending on the specific use case.



# A@uTrack

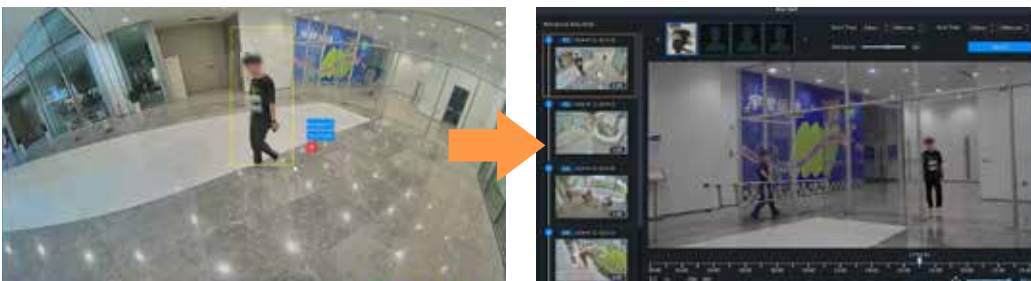
## A Completely New Way to Playback

Automatically generate video clips of a specified individual from all NVR channels based on timing.



## Easy to Operate

In the playback interface, a single click is all that's needed to frame the target and retrieve search results.



## Recommend Products

Appearance			
Model Name	NVR301-04B-IQ	NVR501-04B-IQ	NVR504-16E-IQ
Second Catalog	Network Video Recorders\ Easy Series\1HDD	Network Video Recorders\ Prime Series\1HDD	Network Video Recorders\ Prime Series\4HDD
SATA	1	1	1
IP Video Input	4-ch	4-ch	16-ch
Capacity (each HDD)	Up to 10TB	Up to 16TB	Up to 16TB
Decoding Capability	Smart Off: 2 x 12MP@30, 2 x 4K@30, 4 x 4MP@30 Smart On: 2 x 4K@30, 4 x 4MP@30	Smart Off: 2 x 16MP@30, 2 x 12MP@30, 4 x 4K@30 Smart On: 2 x 12MP@30, 2 x 4K@30, 4 x 4MP@30	Smart Off: 2 x 32MP@30, 4 x 16MP@30, 5 x 12MP@30, 8 x 4K@30, 10 x 6MP@30, 12 x 5MP@30, 16 x 4MP@30 Smart On: 1 x 32MP@30, 3 x 16MP@30, 4 x 12MP@30, 6 x 4K@30, 8 x 6MP@30, 9 x 5MP@30, 12 x 4MP@30, 16 x 3MP@30
Decoding Format	Ultra 265	Ultra 265	Ultra 265
Smart by NVR	1-ch Face Detection\ 2-ch SIP 4-ch UMD	2-ch Face Detection\ 4-ch SIP 4-ch UMD	4-ch Face Detection\ 8-ch SIP 16-ch UMD
PoE Interface	×	×	×
Incoming Bandwidth	80Mbps	80Mbps	Smart Off: 384Mbps Smart On: 200Mbps
Outgoing Bandwidth	80Mbps	80Mbps	Smart Off: 384Mbps Smart On: 200Mbps
Video Output	1-ch HDMI, 1-ch VGA, VGA and HDMI simultaneous output	1-ch HDMI, 1-ch VGA, VGA and HDMI simultaneous output	2-ch HDMI, 2-ch VGA. VGA1 and HDMI1 simultaneous output, VGA2 and HDMI2 simultaneous output, VGA1/HDMI1 and VGA2/HD- MI2 independent output
Audio In /Out	1/1	1/1	1/2
Alarm In/Out	×	×	16/10
Network Interface	1 RJ45 10M/100M	1 RJ45 10M/100M	2 RJ45 10M/100M/1000M
Disk Array Type	×	×	RAID 0,1,5
eSATA	×	×	1
Height	1U	1U	2U